



# INDEPENDENT STUDENTS, DISTRICT 8

Data from Michigan's independent, non-profit higher education institutions, 2018

- ✓ 1,990 students enrolled
- ✓ 380 degrees awarded
- ✓ 325 Bachelor's degrees awarded

95% complete a Bachelor's degree in 5 years or fewer

- ⚙️ \$14.7m institutional grants & discounts
- ⚙️ \$12,205 average scholarship/grant
- ⚙️ 13:1 student to faculty ratio

## Institutions in Michigan's 8th District



4 out of 10 undergraduates receive Pell grants



6 out of 10 students are women  
6 out of 10 degrees are awarded to women

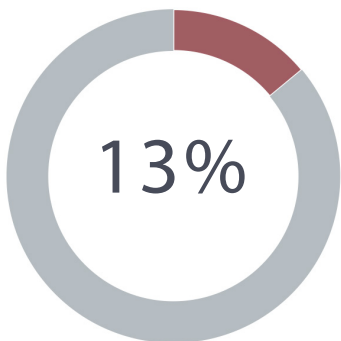


3 out of 10 students are minorities  
3 out of 10 degrees are awarded to minorities

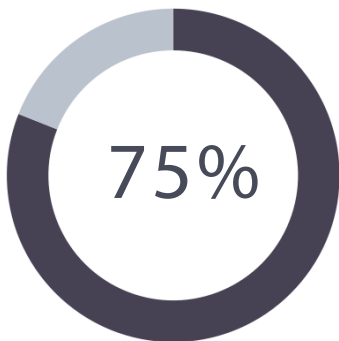


6:1 Institutional grant match to Federal grant funding

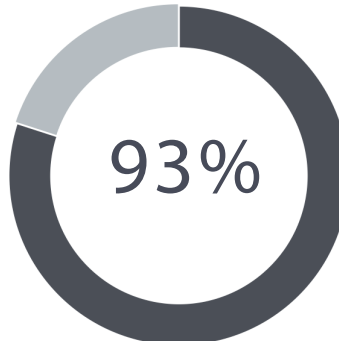
Over 200 students, 13% of undergraduates, have extremely high need & receive SEOG funds



75 percent of undergraduates receive institutional grants or scholarships



93 percent of independent students are from Michigan



40% undergraduate students with no student loan  
  
5% One of lowest student loan default rates in the nation (national avg. 11%)

## MICU MEMBERS

---

Adrian College

Albion College

Alma College

Andrews University

Aquinas College

Baker College

Calvin College

Cleary University

College for Creative  
Studies

Concordia University -  
Ann Arbor

Cornerstone University

Davenport University

Finlandia University

Hope College

Kalamazoo College

Kettering University

Lawrence Technological  
University

Madonna University

Marygrove College

Northwood University

Olivet College

Rochester College

Siena Heights University

Spring Arbor University

University of Detroit  
Mercy

Walsh College



*[micolleges.org](http://micolleges.org)*

One Michigan Ave., Suite 950, Lansing, MI 48933  
(517) 372-9160