

INDEPENDENT STUDENTS AT-A-GLANCE

Data from Michigan's independent, non-profit higher education institutions

- ✓ 114,383 students enrolled
- ✓ 20,293 degrees awarded
- ✓ 3,229 collaborative degrees awarded

5 out of 10 undergraduates receive Pell grants



6 out of 10 students are women
6 out of 10 degrees are awarded to women



3 out of 10 students are minorities
3 out of 10 degrees are awarded to minorities



3 out of 10 undergraduates do not have any student loans



80% undergraduate retention rate

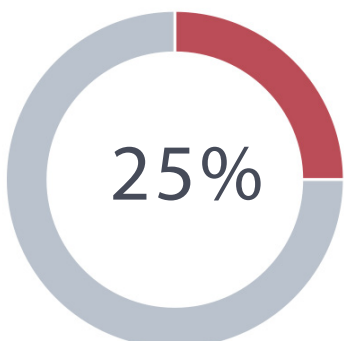
 \$495m institutional student aid

 \$10,518 average scholarship/grant

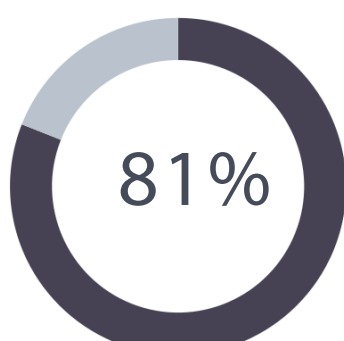
 14:1 student to faculty ratio

2,069 post 9/11 veterans enrolled
(2.4% of undergraduate enrollment at independents)

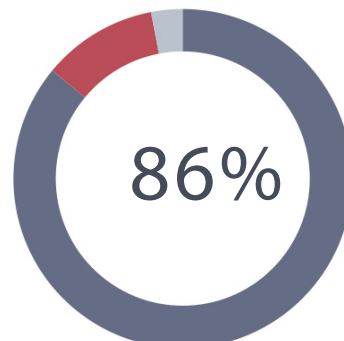
At least 1 out of every 4 independent undergraduates from Michigan qualifies for the Michigan Tuition Grant



81 percent of undergraduates receive institutional grants or scholarships



86 percent of independent students are from Michigan



2% of the Michigan higher education budget

25% of the bachelor's degrees awarded in Michigan (FY 2013)

MICU MEMBERS

Adrian College

Albion College

Alma College

Andrews University

Aquinas College

Baker College

Calvin College

Cleary University

College for Creative
Studies

Concordia University -
Ann Arbor

Cornerstone University

Davenport University

Finlandia University

Hope College

Kalamazoo College

Kettering University

Lawrence Technological
University

Madonna University

Marygrove College

Northwood University

Olivet College

Siena Heights University

Spring Arbor University

University of Detroit
Mercy

Walsh College



micolleges.org

One Michigan Ave., Suite 950, Lansing, MI 48933
(517) 372-9160