

# INDEPENDENT STUDENTS AT-A-GLANCE

*Data from Michigan's independent, non-profit higher education institutions, 2024*

- ✓ 65,395 students enrolled
- ✓ 15,386 degrees & certificates awarded
- ✓ 11,030 Bachelor's degrees awarded

3 out of 10 undergraduates receive Pell grants



6 out of 10 students are women  
6 out of 10 degrees are awarded to women



4 out of 10 students are people of color  
4 out of 10 degrees are awarded to students of color



5 out of 10 undergrads do not take student loans




**97%** grads completing in 6 years or fewer

**10%** of undergraduates transferred from a community college

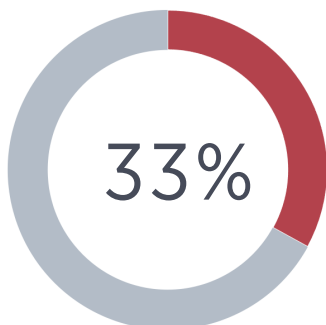
 \$1.3 billion institutional grants & discounts

 \$22,082 avg institutional student grant

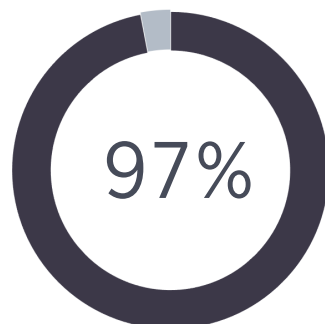
 11:1 student to faculty ratio

**30%** of undergrads over age 25 in Michigan are enrolled at independent institutions

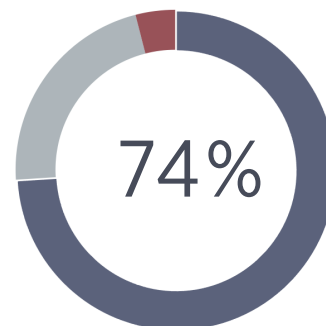
1 out of every 3 independent undergraduates from Michigan qualifies for the Michigan Tuition Grant



97 percent of undergraduates receive institutional grants or scholarships



74 percent of students at independent colleges are from Michigan



**1%** of the Michigan higher education budget

**20%** of the bachelor's degrees awarded in Michigan